

AT (AUTO TRACKING) MODE

AT is a function which continually extracts a subject that the user pre-defines. After picking up pixels of similar color and brightness around the selected subject, EVI-D30/D31 extracts the target by using the subject model based on light reflection and nonlinear camera processing. There are four modes for pre-defining the subject.

- **AT-PAN/TILT**
This function follows the moving subject automatically by controlling the pan & tilt motors without the use of special sensors.
- **AUTO ZOOM**
This function automatically controls the zoom lens to ensure that the size of the subject remains constant.
- **ATAE**
The EVI-D30/D31 employs the auto exposure and advanced backlight compensation systems to ensure that the subject remains bright even in harsh backlight conditions. Because the subject position is known, a comparison can be made between its brightness and that of the background and the camera subsequently adjusted to compensate for the conditions.



MD (MOTION DETECTOR) MODE

MD basically detects the difference between the initial reference image and the current image.

The conventional technique employed in MD uses only the brightness of the video signal. The EVI-D30/D31 uses both the brightness and color which enables even an object of the same brightness as the background to be detected.

- Changes in light conditions are constantly monitored and the data in the reference image adjusted.
- A user can set two rectangular detection areas of any size and in any position of the scene.
- Once motion is detected within the preselected windows an alarm signal is output which, for example, can commence the recording on a VCR.
- This mode is made even more versatile by the ability to adjust the detection brightness, color and area.



SUPPLIED ACCESSORIES

- AC power adapter
- AV cable
- IR remote commander
- velcro tape
- operating instructions

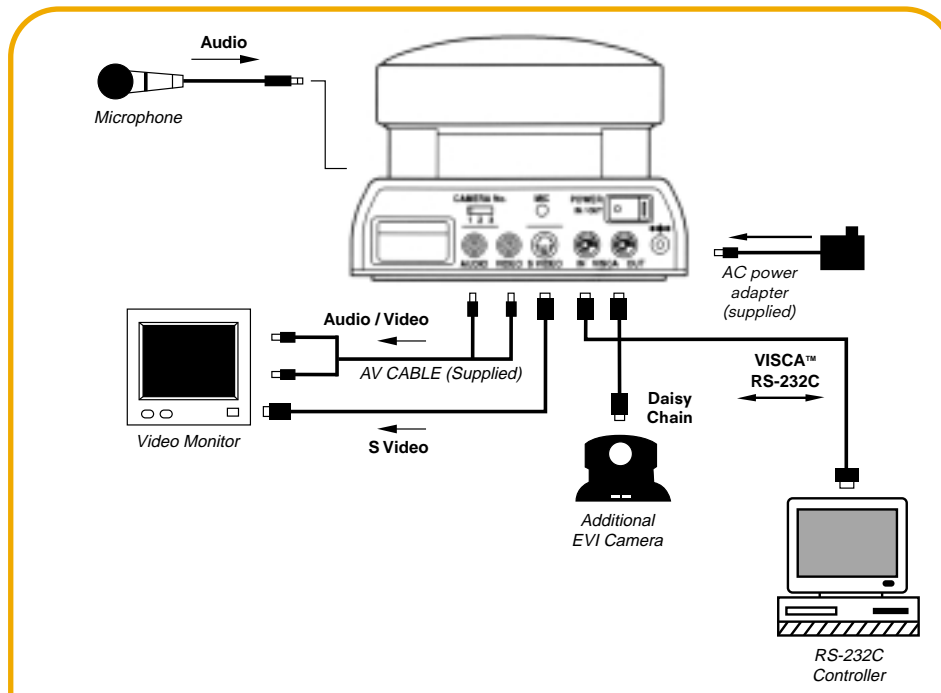


OPTIONAL ACCESSORY

- Conversion lens VCL-0637W
0.6 x wide conversion



CONNECTION



● Controllable Functions

	Remote Commander	VISCA™ RS-232C		Remote Commander	VISCA™ RS-232C
Power ON / OFF	Yes	Yes	Gain Preset / Detect	No	Yes
Zoom Tele / Wide	Yes	Yes	Position Preset / Reset	Yes	Yes
Zoom Fast Tele / Wide	Yes	Yes	Position Detect	No	Yes
Zoom Position Preset / Detect	No	Yes	Pan / Tilter Operate	Yes	Yes
Auto Focus On / Off	Yes	Yes	Pan / Tilter Absolute Position Operate	No	Yes
Focus Far Near	No	Yes	Pan / Tilter Relative Position Operate	No	Yes
Focus Position Preset / Detect	No	Yes	Pan / Tilter Position Detect	Yes	Yes
White Balance Select / Detect	No	Yes	Pan / Tilter Home Position	Yes	Yes
Back Light Compensation On / Off	Yes	Yes	Pan / Tilter Reset	Yes	Yes
Back Light Compensation Preset / Detect	No	Yes	AT Mode Preset / Reset	Yes	Yes
Bright Control Up / Down	No	Yes	AT Mode Detect	No	Yes
Shutter Speed Preset / Detect	No	Yes	MD Mode Preset / Reset	Yes	Yes
Iris Preset / Detect	No	Yes	MD Mode Detect	No	Yes

VISCA™

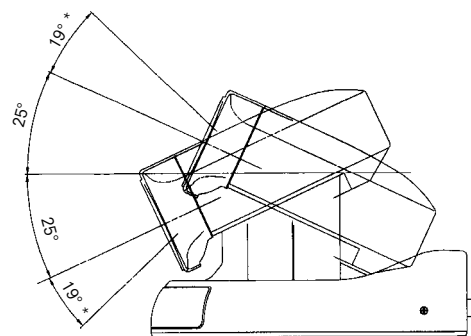
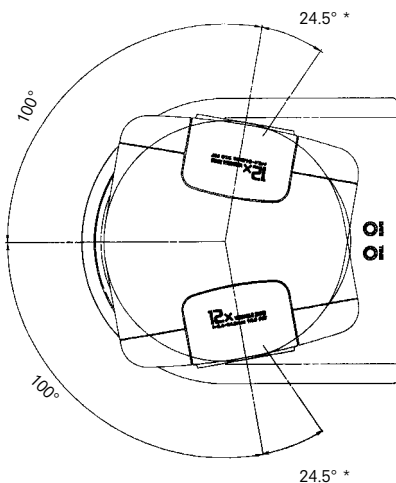
EVI-D30/D31 can be controlled by RS-232C serial control using VISCA™*.

VISCA™ is an acronym of Video System Control Architecture. It is a network protocol designed to inter-face a wide variety of video equipment to computer. Under VISCA™, up to

7 EVI-D30/D31 can be connected to one controller using RS-232C communication. RS-232C parameters are communications speed of 9600 baud, data length of 8 bits, 1 stop bit, and no parity.

* VISCA™ is a trademark of Sony Corporation.

PAN/TILT RANGE



*Angle of view

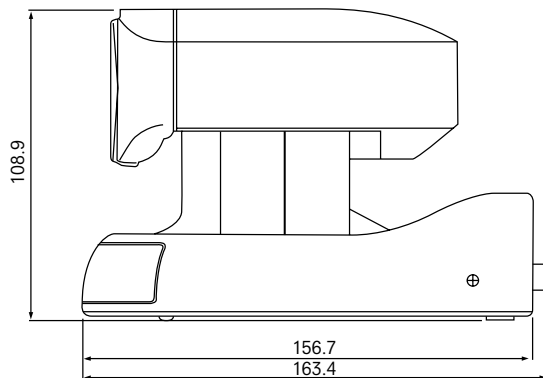
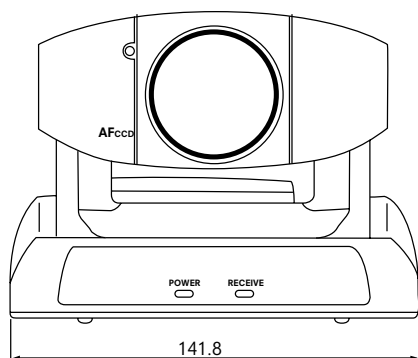
SPECIFICATIONS

EVI-D30

EVI-D31

	NTSC	PAL
Video Signal	NTSC	PAL
Image Sensor	1/3-inch IT CCD	
Effective Pixels	768 (H) X 492 (V)	752 (H) X 585 (V)
Horizontal Resolution	460 TV lines	450 TV lines
Vertical Resolution	350 TV lines	400 TV lines
Lens	×12 Power Zoom, to f=5.4 to 64.8 mm, F1.8 to F2.7	
Angle of View (H)	4.3 to 48.8 degrees	
Shortest Subject Dist	10 mm (WIDE end), 800 mm (TELE end)	
Minimum Illumination	7 lx (F1.8)	
Illumination Range	7 to 100,000 lx	
Auto Exposure	Auto Iris, AGC	
Shutter Speed	1/60 to 1/10,000 (VISCA™ control)	1/50 to 1/10,000 (VISCA™ control)
Gain	Auto/Manual (VISCA™ control)	
White Balance	ATW / One Push Hold, Indoor Preset, Outdoor Preset (VISCA™ control)	
S / N Ratio	more than 48 dB	
Pan / Tilt	Horizontal ±100° (Max speed 80° / sec), Vertical ±25° (Max speed 50° / sec)	
Video Output	RCA pin jack, 1Vp-p, 75 Ω unbalanced	
S Video Output	4 pin mini DIN	
Audio Output	RCA pin jack (monaural), Rated output 327 mV, Output impedance less than 2.2 kΩ	
Control Terminal	RS-232C, 8 pin mini DIN, 9600 bps, Data 8 bit, Stop 1 bit	
Microphone Input Terminal	Mini jack (monaural) (Ø3.5), Rated input 0.775 mV DC3V for low impedance microphone, Input Impedance more than 10 kΩ	
Power Terminal	DC IN 13.5 V (EIAJ unified polarity type)	
Power Requirements	DC 12 to 14 V	
Power Consumption	11 W	
Operating Temperature	0 to 40° C	
Storage Temperature	-20 to 60° C	
Dimensions	Camera 142 (W) x 109 (H) x 164 (D) mm, Remote Commander 56 (W) x 26 (H) x 210 (D) mm	
Mass	Camera 1200g, Remote Commander 109 g	
Supplied Accessories	AC power adapter (x1), AV cable (x1), IR remote commander (x1), velcro tape (x1), operating instruction (x1)	

DIMENSIONS



Unit : mm

Product information
is available on the
ISP Home Page

Click!

<http://www.sony.co.jp/ISP/>

Sony online

<http://www.pro.sony-europe.com/isp>

Sony Belgium (ISP) +32 2 724 18 24
 Sony France (ISP) +33 1 55 90 41 58
 Sony Germany (ISP) +49 221 537 8923
 Sony Italy (ISP) +39 02 61 83 84 06
 Sony Netherlands (ISP) +31 20 658 1502
 Sony Nordic (ISP) +46 40 19 08 06
 Sony Spain (ISP) +34 902 41 51 61
 Sony Switzerland (ISP) +41 1 733 3477
 Sony UK (ISP) +44 1932 816 340

© 2000 Sony Corporation. All rights reserved.
 Reproduction in whole or in part without written permission is prohibited.
 Design and specifications are subject to change without notice.

CA EVI-D30/31/GB-25/02/2000

SONY