











Circuito	Potencia Instalada (W)
P1.1.R	622
P1.1.S	622
P1.1.T	584,5
P1.2.R	450
P1.2.S	461
P1.2.T	515,5
P1.3.R	366
P1.3.S	383
P1.3.T	382
P1.4.R	421
P1.4.S	377
P1.4.T	357
P1.1.E.R	32
P1.1.E.S	32
P1.1.E.T	24
P1.2.E.R	16
P1.2.E.S	16
P1.2.E.T	24
P1.3.E.R	24
P1.3.E.S	64
P1.3.E.T	32
P1.4.E.R	72
P1.4.E.S	56
P1.4.E.T	88

-  PHILIPS WT120C L600 1xLED18S/840
-  PHILIPS DN130B D217 1xLED10S/830
-  PHILIPS DN130B D217 1xLED20S/830
-  PHILIPS RC120B W60L60 1xLED37S/830 PSD
-  PHILIPS FGW201 2xP-L-C/AP18W HF_ 827
-  GALIA 2N3 FL 8W
-  HYDRA-G 2C5
-  LISUAD 2N
-  CUADRO SECUNDARIO
-  BANDEJA PERFORADA